

### 特点Characteristic

- 1、16A触点切换能力  
16A contact switching capability
- 2、塑封型和防焊剂型可供选择  
Plastic and flux-proof models are available
- 3、UL 绝缘等级：F级  
UL insulation system: Class F
- 3、外形尺寸 (20.3×16.6×20.6) mm  
Overall dimensions (20.3×16.6×20.6) mm



### 触点参数Contact load

型号Model	WL22F		
触点形式Contact Arrangement	1C(SPDT(B-M))	1B(SPSTNC)	1A(SPSTNO)
最大切换电流Maximum switching current	10A	10A	16A
最大切换电压Maximum switching voltage	277VAC/30VDC	277VAC/30VDC	277VAC/30VDC
最大切换功率Maximum switching power	2770VA/300W	2770VA/300W	4000VA/480W
触点负载 (阻性) Rated load (resistive)	10A 277VAC 10A 24VDC	15A 277VAC	15A 277VAC

### 性能参数Performance parameter

触点材料Contact material	银合金 Ag alloy	
接触电阻Contact resistance	Max 100MΩ	
动作时间Action time	≤10ms	
释放时间Release time	≤5ms	
绝缘电阻Insulation resistance	Min 100MΩ (500VDC)	
介质耐压 Dielectric Strength	断开触点间 Between contacts	AC 1000VAC 50/60Hz 1min
	线圈与触点间 Between contact coils	AC 1500VAC 50/60Hz 1min
冲击 To attack	稳定性Stability	98m/s <sup>2</sup>
	强度Strength	980m/s <sup>2</sup>
振动Vibration	10~55Hz 双振幅1.5mm Double Amplitude	
机械寿命Mechanical endurance min	1×10 <sup>7</sup>	
电气寿命Electrical endurance min	1×10 <sup>5</sup>	
相对湿度Humidity	5%~85%RH	
环境温度Ambient temperature	-40℃~105℃	
重量Weight	约Approx13g	

**订货示例 Ordering example**

	WL73A	-S	-1	12	D	M	X
继电器型号 Type							
密封型式: F-防尘式, S-塑封式 Construction: F-Flux proofed ,S-Plastic Sealed							
继电器触点组数: 1-1组触点 Number of Poles: 1-1 group							
线圈电压: 3, 5, 6, 9, 12, 24, 48VDC Coil Voltage:3, 5, 6, 9, 12, 24, 48VDC							
线圈功率: D-0.36W, 无-0.45W Coil Power:D-0.36W, Nil-0.45W							
触点形式: M-常开, 无-转换, B-常闭 Contact Arrangement: M-N/0 ,Nil-C/0 ,B-N/C							
特规参数: 根据客户要求定制, 无-标准型 Special parameters: customized according to customer requirements, Nil-standard							

**线圈参数 Coil parameters (at 20°C)**

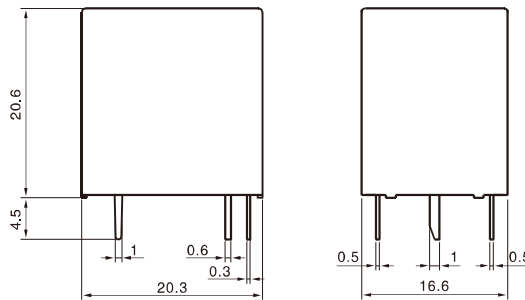
型号规格 Coil Voltage		线圈电阻 Coil Resistance	动作电压 Pick-up Voltage 额定电压的75% 75% of rated voltage	释放电压 Drop-out Voltage 额定电压的10% 10% of rated voltage	功率 Coil Power
额定 Rated	最大 Max				
VDC		$\Omega \pm 10\%$	VDC	VDC	W
3	3.9	25	2.25	0.3	0.36
5	6.5	70	3.75	0.5	
6	7.8	100	4.5	0.6	
9	11.7	225	6.75	0.9	
12	15.6	400	9	1.2	
24	31.2	1600	18	2.4	
48	62.4	6400	36	4.8	0.45
3	3.9	20	2.25	0.3	
5	6.5	56	3.75	0.5	
6	7.8	80	4.5	0.6	
9	11.7	180	6.75	0.9	
12	15.6	320	9	1.2	
24	31.2	1280	18	2.4	0.45
48	62.4	5120	36	4.8	

安规认证 Safetu standard

认证类别 Certification category	CQC	TUV	UL
认证负载 Certified load	16A 250VAC 10A 277VAC	16A 250VAC 10A 277VAC	16A 250VAC 10A 277VAC 10A/16A 30VDC TV-8 1250VAC

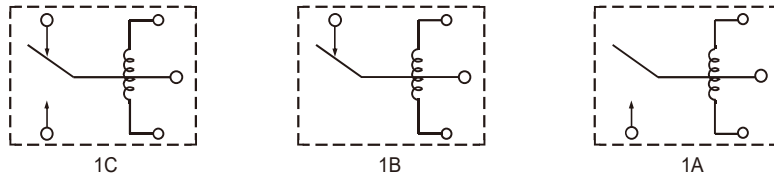
外形及安装图 Outline and installation drawing

Outline Dimensions  
外形图

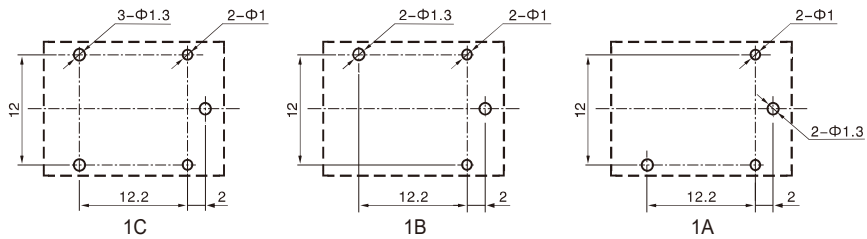


Undimensioned tolerance: <1mm: ±0.2mm 1~5mm: ±0.3mm >5mm: ±0.4mm  
 未标注尺寸公差: <1mm: ±0.2mm 1~5mm: ±0.3mm >5mm: ±0.4mm  
 Note: 1. The size of the lead foot is pre welding dimension. 注: 1、引出脚尺寸为预焊前尺寸  
 2. installation hole size tolerance: +0.1mm 2、安装孔尺寸公差: ±0.1mm

Wiring diagram (bottom view)  
接线图 (底视图)



Mounting hole size (bottom view)  
安装孔尺寸 (底视图)



性能曲线图 Performance chart

